

Key: 1672

Town of CHATHAM - Fiscal Year 2024

9/7/2023 9:38 am SEQ #: 1.821

LEGAL

| CURRENT OWNER | | | | PARCEL ID | | | | LOCATION | | | |
|--|--|--|--|-----------|---|------------|--------------|------------------|--|--|--|
| QUEEN ANNE INN INC PO BOX 747 CHATHAM, MA 02633-0747 | | | | 13E-15-14 | | | | 70 QUEEN ANNE RD | | | |
| TRANSFER HISTORY | | | | DOS | T | SALE PRICE | BK-PG (Cert) | | | | |
| | | | | | | | | | | | |

| CLASS | CLASS% | DESCRIPTION | | | BN ID | BN | CARD | |
|--------|--------|-------------|------|--------|-------|----|--------|---|
| 3000 | 100 | HOTELS | | | | 2 | 2 of 3 | |
| PMT NO | PMT DT | TY | DESC | AMOUNT | INSP | BY | 1st | % |
| | | | | | | | | |

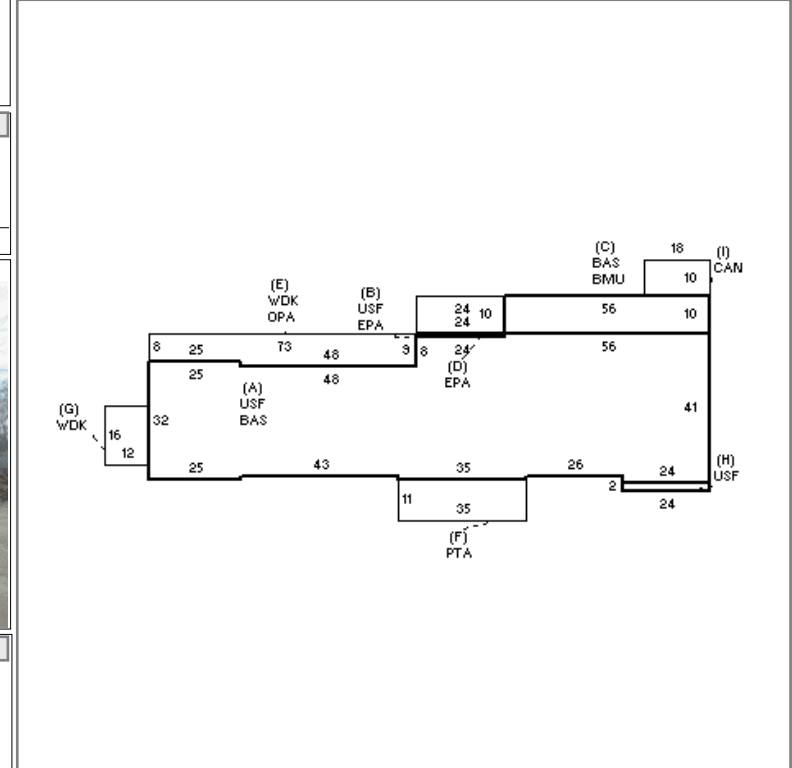
LAND

| CD | T | AC/SF/UN | Nbhd | Inf1 | Inf2 | ADJ BASE | SAF | Inf3 | Lpi | VC | CREDIT AMT | ADJ VALUE |
|----|---|----------|------|------|------|----------|-----|------|-----|----|------------|-----------|
| | | | | | | | | | | | | |

| TOTAL | ZONING | FRNT | ASSESSED | CURRENT | PREVIOUS |
|-------|--------|------|--|-----------|----------|
| Nbhd | NOTE | | LAND BUILDING DETACHED OTHER TOTAL | 2,450,700 | |
| Inf1 | | | | | |
| Inf2 | | | | | |

DETACHED

| TY | QUAL | COND | DIM/NOTE | YB | UNITS | ADJ PRICE | RCNLD |
|----|------|------|----------|----|-------|-----------|-------|
| | | | | | | | |



BUILDING

| BUILDING | CD | ADJ | DESC | MEASURE | REVIEW | DATE | DF |
|----------|----|------|-------------------|-------------|------------|------|----|
| MODEL | 5 | | CIM | LIST REVIEW | 11/19/2012 | DF | |
| STYLE | 44 | 2.20 | B&B/INN [100%] | | | | |
| QUALITY | V | 1.60 | VERY GOOD [100%] | | | | |
| FRAME | 1 | 1.00 | WOOD FRAME [100%] | | | | |

BLDG COMMENTS

LOADING

| YEAR BLT | 1840 | SIZE ADJ | 1.000 | ELEMENT | CD | DESCRIPTION | ADJ | S | BAT | T | DESCRIPTION | UNITS | YB | ADJ PRICE | RCN | TOTAL RCN | 3,224,663 | | | |
|------------|--------|------------|-------|--------------|----|---------------|------|----------|-----|-------|-------------|-------|------|----------------|-----------|-------------------|-------------|---------|--|--|
| NET AREA | 11,779 | DETAIL ADJ | 2.215 | FOUNDATION | 4 | FLR & WALL | 1.00 | + | BAS | L | BASE AREA | 5,979 | 1840 | 240.32 | 1,436,886 | CONDITION ELEM CD | | | | |
| \$NLA(RCN) | \$274 | OVERALL | 1.000 | EXT. COVER | 1 | WOOD SHINGLE | 1.00 | + | EPA | N | ENCL PORCH | 264 | | 74.88 | 19,768 | EXTERIOR | | | | |
| | | | | ROOF SHAPE | 1 | GABLE | 1.00 | C | BMU | N | BSMT UNF | 560 | | 28.30 | 15,848 | INTERIOR | | | | |
| | | | | ROOF COVER | 1 | ASPH/CMP SHIN | 1.00 | E | OPA | N | OPEN PORCH | 632 | | 35.84 | 22,651 | CDN/APP | | | | |
| | | | | FLOOR COVER | 23 | SOFTWD/CARPET | 1.00 | F | PTA | L | PATIO | 385 | | 10.08 | 3,881 | | | | | |
| | | | | INT. FINISH | 1 | PLASTER | 1.04 | + | WDK | N | WOOD DECK | 824 | | 34.24 | 28,214 | | | | | |
| | | | | HEATING/COOL | 2 | HOT WATER | 1.02 | + | USF | L | UP-STRY FIN | 5,491 | 1840 | 240.32 | 1,319,609 | | | | | |
| | | | | FUEL SOURCE | 2 | GAS | 1.00 | I | CAN | N | CANOPY | 180 | | 16.30 | 2,934 | | | | | |
| | | | | | | | | | | | | ATF | L | ATTIC FINISHED | 309 | 1840 | 53.07 | 16,399 | | |
| | | | | | | | | | | | | BMF | N | BSMT FIN-SEP | 3,119 | | 79.09 | 246,668 | | |
| | | | | | | | | | | | | BMU | N | BSMT UNF | 3,119 | | 28.30 | 88,268 | | |
| | | | | | | | | | | | | PTA | N | PATIO | 2,335 | | 10.08 | 23,537 | | |
| | | | | | | | | CAPACITY | | UNITS | ADJ | | | | | | | | | |
| | | | | STORIES | | 2 | | 1.00 | | | | | | | | | | | | |
| | | | | % HEATED | | 100 | | 1.00 | | | | | | | | | | | | |
| | | | | % AIR COND | | 0 | | 1.00 | | | | | | | | | | | | |
| | | | | % SPRINKLER | | 0 | | 1.00 | | | | | | | | | | | | |
| | | | | | | | | | | | | | | | | EFF.YR/AGE | 1995 / 27 | | | |
| | | | | | | | | | | | | | | | | COND | 24 | 24 % | | |
| | | | | | | | | | | | | | | | | FUNC | 0 | | | |
| | | | | | | | | | | | | | | | | ECON | 0 | | | |
| | | | | | | | | | | | | | | | | DEPR | 24 | % GD 76 | | |
| | | | | | | | | | | | | | | | | RCNLD | \$2,450,700 | | | |

Key: 1672

Town of CHATHAM - Fiscal Year 2024

9/7/2023 9:38 am SEQ #: 1.822

LEGAL

| | | | | | | | | | | | |
|--|--|--|--|-----------|---|------------|--------------|------------------|--|--|--|
| CURRENT OWNER | | | | PARCEL ID | | | | LOCATION | | | |
| QUEEN ANNE INN INC PO BOX 747 CHATHAM, MA 02633-0747 | | | | 13E-15-14 | | | | 70 QUEEN ANNE RD | | | |
| TRANSFER HISTORY | | | | DOS | T | SALE PRICE | BK-PG (Cert) | | | | |


| | | | | | | | | | |
|--------|--------|-------------|------|--------|------|-------|-----|--------|--|
| CLASS | CLASS% | DESCRIPTION | | | | BN ID | BN | CARD | |
| 3000 | 100 | HOTELS | | | | | 3 | 3 of 3 | |
| PMT NO | PMT DT | TY | DESC | AMOUNT | INSP | BY | 1st | % | |

LAND

| | | | | | | | | | | | | |
|----|---|----------|------|-------|-------|----------|-----|-------|-----|----|------------|-----------|
| CD | T | AC/SF/UN | Nbhd | Infl1 | Infl2 | ADJ BASE | SAF | Infl3 | Lpi | VC | CREDIT AMT | ADJ VALUE |
|----|---|----------|------|-------|-------|----------|-----|-------|-----|----|------------|-----------|

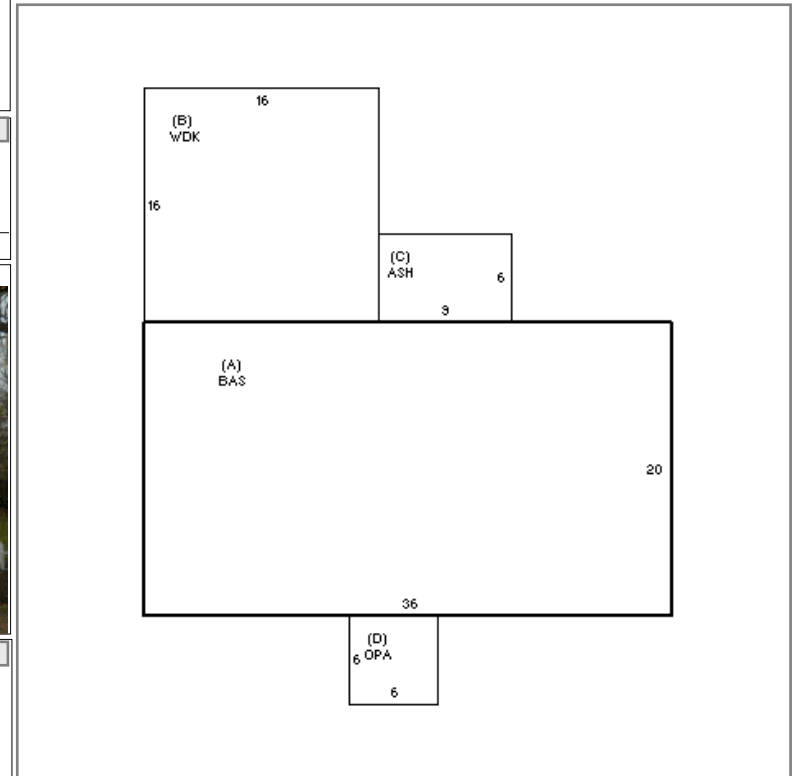
| | | | | | |
|-------|--------|------|----------|---------|----------|
| TOTAL | ZONING | FRNT | ASSESSED | CURRENT | PREVIOUS |
| Nbhd | NOTE | | LAND | 326,400 | |
| Infl1 | | | BUILDING | | |
| Infl2 | | | DETACHED | | |
| | | | OTHER | | |
| | | | TOTAL | | |

DETACHED

| | | | | | | | | | |
|----|------|------|----------|----|-------|-----------|-------|--|------------|
| TY | QUAL | COND | DIM/NOTE | YB | UNITS | ADJ PRICE | RCNLD | PHOTO | 11/18/2012 |
| | | | | | | | |  | |

| | | | | | | |
|----------|----|------|-------------------|---------|------------|----|
| BUILDING | CD | ADJ | DESC | MEASURE | | |
| MODEL | 5 | | CIM | LIST | | |
| STYLE | 44 | 2.20 | B&B/INN [100%] | REVIEW | 11/19/2012 | DF |
| QUALITY | V | 1.60 | VERY GOOD [100%] | | | |
| FRAME | 1 | 1.00 | WOOD FRAME [100%] | | | |

| | | | | | | | |
|-------------|-------|------------|-------|--------------|----|--------------|------|
| YEAR BLT | 1900 | SIZE ADJ | 1.000 | ELEMENT | CD | DESCRIPTION | ADJ |
| NET AREA | 720 | DETAIL ADJ | 2.043 | FOUNDATION | 2 | SLAB | 1.00 |
| \$NLA(RCN) | \$596 | OVERALL | 1.000 | EXT. COVER | 1 | WOOD SHINGLE | 1.00 |
| CAPACITY | | | | ROOF SHAPE | 1 | GABLE | 1.00 |
| STORIES | 1 | UNITS | 1.00 | ROOF COVER | 2 | WOOD SHINGLE | 1.01 |
| % HEATED | 100 | ADJ | 1.00 | FLOOR COVER | 2 | SOFTWOOD | 0.95 |
| % AIR COND | 0 | | 1.00 | INT. FINISH | 2 | DRYWALL | 1.00 |
| % SPRINKLER | 0 | | 1.00 | HEATING/COOL | 2 | HOT WATER | 1.02 |
| | | | | FUEL SOURCE | 2 | GAS | 1.00 |



BUILDING

| | | | | | | | | | |
|---|-----|---|-------------|-------|------|-----------|---------|----------------|---------|
| S | BAT | T | DESCRIPTION | UNITS | YB | ADJ PRICE | RCN | TOTAL RCN | 429,448 |
| A | BAS | L | BASE AREA | 720 | 1900 | 580.37 | 417,865 | CONDITION ELEM | CD |
| B | WDK | N | WOOD DECK | 256 | | 34.24 | 8,765 | EXTERIOR | |
| C | ASH | N | ATT SHED | 54 | | 28.30 | 1,528 | INTERIOR | |
| D | OPA | N | OPEN PORCH | 36 | | 35.83 | 1,290 | CDN/APP | |

| | |
|------------|------------|
| EFF.YR/AGE | 1995 / 27 |
| COND | 24 24 % |
| FUNC | 0 |
| ECON | 0 |
| DEPR | 24 % GD 76 |
| RCNLD | \$326,400 |