

Key: 2403

Town of CHATHAM - Fiscal Year 2024

9/7/2023 9:38 am SEQ #: 2.605

LEG  
AL  
LAND

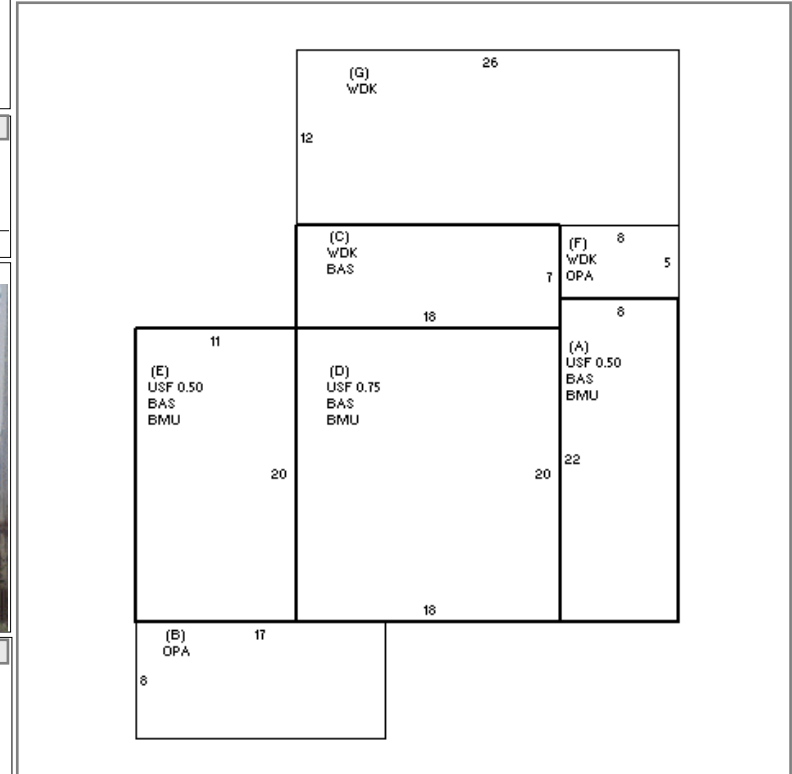
CURRENT OWNER				PARCEL ID				LOCATION				
WHITLA DOULGAS P & HUMPHREY ANN M 419 MAIN ST MEDFIELD, MA 02052				14E-55-34				63 OLD HARBOR RD				
TRANSFER HISTORY				DOS	T	SALE PRICE	BK-PG (Cert)					
WHITLA DOULGAS P & HUMPHR				04/03/2020	O	815,000	32808-94					
KRATOCHWILL MCKINNON REAL				06/12/2018	A	1	31330-210					
MCKINNON MONICA & MICHAEL				06/01/2011	S	605,000	25483-237					
CD	T	AC/SF/UN	Nbhd	Inf1	Inf2	ADJ BASE	SAF	Inf3	Lpi	VC	CREDIT AMT	ADJ VALUE
100	S	12,720	CH	1.00	100	1,007,875	2.61	MDW	1.10	MR1	2.50	767,270

CLASS	CLASS%	DESCRIPTION			BN ID	BN	CARD	
1090	100	MULTIPLE HSES				1	1 of 2	
PMT NO	PMT DT	TY	DESC	AMOUNT	INSP	BY	1st	%
21-674	08/26/2021	13	SH.MTL/FHAIR	40,000	04/07/2022	NF	100	100
21-611	07/13/2021	14	DECK	8,860	04/07/2022	NF	100	100
20-469	01/25/2021	1	New Construc	269,800	04/07/2022	NF	100	100
20-468	01/14/2021	5	Demolitions	10,000	04/02/2021	NF	100	100
20-111	10/20/2020	6	Pools etc	107,600	04/07/2022	NF	100	100

DE  
TACH  
ED

TOTAL	12,720 SF	ZONING	R20	FRNT	0	ASSESSED	CURRENT	PREVIOUS
Nbhd	CHATHAM	NOTE				LAND	767,300	465,000
Inf1	100		BUILDING	385,600	351,100			
Inf2	100		DETACHED	39,700	26,800			
			OTHER	311,500	284,800			
						<b>TOTAL</b>	<b>1,504,100</b>	<b>1,127,700</b>

TY	QUAL	COND	DIM/NOTE	YB	UNITS	ADJ PRICE	RCNLD
IPC	V	1.50	10 0.90 18X36	2020	648	64.64	37,700
PTD	V	1.50	10 0.90 8X16	2021	128	16.95	2,000



BL  
U  
I  
L  
D  
I  
N  
G

BUILDING	CD	ADJ	DESC	MEASURE		
MODEL	1		RESIDENTIAL	LIST		
STYLE	21	1.00	ANTIQUE [100%]	REVIEW	4/25/2022	MR
QUALITY	A	1.00	AVERAGE [100%]			
FRAME	1	1.00	WOOD FRAME [100%]			

BLDG COMMENTS  
INTERIOR EST PER PLANS (4/7/22)

YEAR BLT	1850	SIZE ADJ	1.000	ELEMENT	CD	DESCRIPTION	ADJ	S	BAT	T	DESCRIPTION	UNITS	YB	ADJ PRICE	RCN	TOTAL RCN	464,616
NET AREA	1,350	DETAIL ADJ	1.050	FOUNDATION	4	FLR & WALL	1.00	+	BMU	N	BSMT UNFINISHED	756		77.74	58,774		
\$NLA(RCN)	\$344	OVERALL	1.000	EXT. COVER	1	WOOD SHINGLE	1.00	+	USF	L	UP-STRY FIN	468	1996	236.38	110,628		
				ROOF SHAPE	1	GABLE	1.00	+	OPA	N	OPEN PORCH	176		76.10	13,394		
				ROOF COVER	1	ASPH/CMP SHIN	1.00	+	BAS	L	BAS AREA	882	1850	278.58	245,708		
				FLOOR COVER	23	SOFTWD/CARPET	1.00	+	WDK	N	WOOD DECK	478		58.40	27,915		
				INT. FINISH	2	DRYWALL	1.00		ODS	O	OUT DOOR SHWR-A	1		1,477.00	1,477		
				HEATING/COOL	11	HT-WT/COOL AIR	1.05										
				FUEL SOURCE	2	GAS	1.00										
																CONDITION ELEM	CD
																EXTERIOR	A
																INTERIOR	G
																KITCHEN	G
																BATHS	G
																HEAT	U
																ELECT	U
																EFF.YR/AGE	2005 / 17
																COND	17 17 %
																FUNC	0
																ECON	0
																DEPR	17 % GD 83
																RCNLD	\$385,600

Key: 2403

Town of CHATHAM - Fiscal Year 2024

9/7/2023 9:38 am SEQ #: 2.606

LEGAL

CURRENT OWNER		PARCEL ID	LOCATION			
WHITLA DOULGAS P & HUMPHREY ANN M 419 MAIN ST MEDFIELD, MA 02052		14E-55-34	63 OLD HARBOR RD			
TRANSFER HISTORY		DOS	T	SALE PRICE	BK-PG (Cert)	


CLASS	CLASS%	DESCRIPTION			BN ID	BN	CARD
1090	100	MULTIPLE HSES				2	2 of 2
PMT NO	PMT DT	TY	DESC	AMOUNT	INSP	BY	1st %

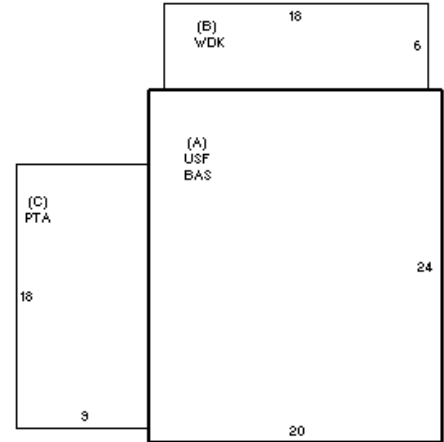
LAND

CD	T	AC/SF/UN	Nbhd	Inf1	Inf2	ADJ BASE	SAF	Inf3	Lpi	VC	CREDIT AMT	ADJ VALUE

TOTAL	ZONING	FRNT	ASSESSED	CURRENT	PREVIOUS
Nbhd	NOTE		LAND	311,500	
Inf1		BUILDING			
Inf2		DETACHED			
			OTHER		
			TOTAL		

DETACHED

TY	QUAL	COND	DIM/NOTE	YB	UNITS	ADJ PRICE	RCNLD	PHOTO
								04/07/2022
								



BUILDING

BUILDING	CD	ADJ	DESC	MEASURE	4/7/2022	NF
MODEL	1		RESIDENTIAL	LIST	4/7/2022	EST
STYLE	5	1.00	COLONIAL [100%]	REVIEW	4/25/2022	MR
QUALITY	+	1.20	PLUS AVE [100%]	BLDG COMMENTS		
FRAME	1	1.00	WOOD FRAME [100%]	INTERIOR EST PER PLANS (4/7/22)		

INDING

YEAR BLT	2021	SIZE ADJ	1.000	ELEMENT	CD	DESCRIPTION	ADJ	S	BAT	T	DESCRIPTION	UNITS	YB	ADJ PRICE	RCN	TOTAL RCN	314,604
NET AREA	960	DETAIL ADJ	0.959	FOUNDATION	2	SLAB	0.95	A	BAS	L	BAS AREA	480	2021	334.93	160,765		
\$NLA(RCN)	\$328	OVERALL	1.000	EXT. COVER	1	WOOD SHINGLE	1.00	A	USF	L	UP-STRY FIN	480	2021	284.20	136,415		
CAPACITY		UNITS	ADJ	ROOF SHAPE	1	GABLE	1.00	B	WDK	N	WOOD DECK	108		70.08	7,568		
STORIES	2	1.00		ROOF COVER	1	ASPH/CMP SHIN	1.00	C	PTA	N	PATIO/STOOP	162		21.48	3,480		
ROOMS	3	1.00		FLOOR COVER	1	HARDWOOD	1.00		ODS	O	OUT DOOR SHWR-A	1		1,772.40	1,772		
BEDROOMS	1	1.00		INT. FINISH	2	DRYWALL	1.00										
FULL BATHS	1	1.00		HEATING/COOL	16	ELECT BB W/AC	1.01										
1/2 BATHS	1	1.00		FUEL SOURCE	3	ELECTRIC	1.00										
FIXTURES	5	\$4,603															
UNITS	1	1.00															
																CONDITION ELEM	CD
																EXTERIOR	A
																INTERIOR	A
																KITCHEN	A
																BATHS	A
																HEAT	A
																ELECT	A
																EFF.YR/AGE	2021 / 1
																COND	1 1 %
																FUNC	0
																ECON	0
																DEPR	1 % GD 99
																RCNLD	\$311,500