

Key: 8370

Town of CHATHAM - Fiscal Year 2024

9/7/2023 9:38 am SEQ #: 8.699

LEG
AL
LAND

CURRENT OWNER				PARCEL ID				LOCATION				
SHAKIN JAMES & REGINA A 9 LIME ST BOSTON, MA 02108-1102				12A-16-L6				87 BATTLEFIELD RD				
TRANSFER HISTORY				DOS	T	SALE PRICE	BK-PG (Cert)					
SHAKIN JAMES & REGINA A				10/12/2007	U	2,450,000	22402-19					
MCCLENNEN JAMES C A				02/24/2006	QS	2,000,000	20765-280					
LIPPINCOTT MORSS				05/16/2003	A	1	16932-234					
CD	T	AC/SF/UN	Nbhd	Inf1	Inf2	ADJ BASE	SAF	Inf3	Lpi	VC	CREDIT AMT	ADJ VALUE
100	S	40,000	CH	1.00	100	2,382,250	1.00	100	1.00	WV7	6.50	2,187,560
300	A	0.261	CH	1.00	100	124,800	1.00	100	1.00	WV7	6.50	32,570

CLASS	CLASS%	DESCRIPTION			BN ID	BN	CARD	
1010	100	SINGLE FAMILY				1	1 of 2	
PMT NO	PMT DT	TY	DESC	AMOUNT	INSP	BY	1st	%
16-549	09/23/2016	3	Renovations	350,000	04/13/2017	NF	100	100
	07/12/2013	61	Inspect/Revi			SF	100	100
12-417	09/19/2012	2	Additions	175,000	04/08/2014	MR	100	100
	01/25/2011	59	REF			CE	100	100
10-386	10/22/2010	3	Renovations	187,000	01/25/2011		100	100

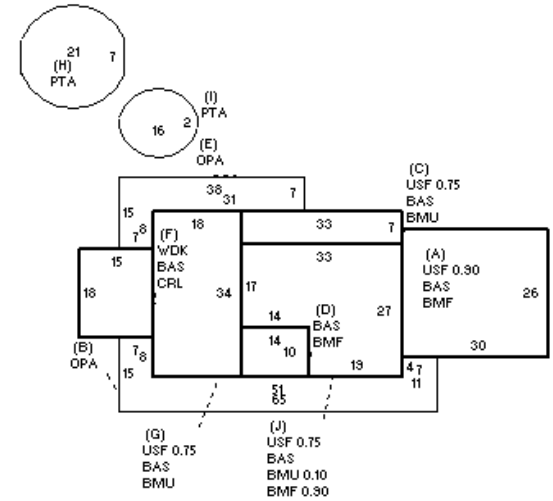
DE
TACH
ED

TOTAL	ZONING				FRNT	0	ASSESSED	CURRENT	PREVIOUS
1.179 Acres	R40						LAND	2,220,100	1,850,000
Nbhd	CHATHAM						BUILDING	2,594,100	2,289,300
Inf1	100						DETACHED	32,600	31,000
Inf2	100						OTHER	445,000	409,600
	FY2007 LOT SPLIT LOT6						TOTAL	5,291,800	4,579,900

TY	QUAL	COND	DIM/NOTE	YB	UNITS	ADJ PRICE	RCNLD
IPG	G	1.20	10 0.90 20X40	2009	800	45.23	32,600



BLDG COMMENTS



B
U
I
L
D
I
N
G

BUILDING	CD	ADJ	DESC	MEASURE		
MODEL	1		RESIDENTIAL	LIST		
STYLE	19	1.30	NEW STYLE [100%]	REVIEW	6/20/2017	TD
QUALITY	G	1.55	GOOD [100%]			
FRAME	1	1.00	WOOD FRAME [100%]			

YEAR BLT	2009	SIZE ADJ	1.000	ELEMENT	CD	DESCRIPTION	ADJ
NET AREA	4,682	DETAIL ADJ	1.339	FOUNDATION	4	FLR & WALL	1.00
\$NLA(RCN)	\$554	OVERALL	1.000	EXT. COVER	1	WOOD SHINGLE	1.00
CAPACITY				ROOF SHAPE	1	GABLE	1.00
STORIES	1.75	ADJ	1.00	ROOF COVER	1	ASPH/CMP SHIN	1.00
ROOMS	0		1.00	FLOOR COVER	16	HARDWD/OTHER	1.00
BEDROOMS	4		1.00	INT. FINISH	13	PLASTR/WD PNL	1.00
FULL BATHS	4		1.00	HEATING/COOL	9	WARM/COOL AIR	1.03
1/2 BATHS	2		1.00	FUEL SOURCE	2	GAS	1.00
FIXTURES	22	\$36,527					
UNITS	1	1.00					

S	BAT	T	DESCRIPTION	UNITS	YB	ADJ PRICE	RCN
+	BMF	N	BSMT FINISH-SEP	1,596		168.33	268,655
+	BAS	L	BAS AREA	2,784	2009	456.95	1,272,158
+	USF	L	UP-STRY FIN	1,898	2009	387.74	735,931
+	OPA	N	OPEN PORCH	861		117.95	101,559
+	BMU	N	BSMT UNFINISHED	918		108.10	99,233
F	CRL	N	CRAWL SPACE	270		32.15	8,680
F	WDK	N	WOOD DECK	270		90.52	24,440
+	PTA	N	PATIO/STOOP	532		27.75	14,761
	F21	O	FPL 2S 1OP	2		16,082.80	32,166
	GEN	O	GENERATOR	1		0.00	

TOTAL RCN	2,594,110
CONDITION ELEM CD	
EXTERIOR	G
INTERIOR	V
KITCHEN	V
BATHS	V
HEAT	U
ELECT	U
EFF.YR/AGE	2022 / 0
COND	0 0 %
FUNC	0
ECON	0
DEPR	0 % GD 100
RCNLD	\$2,594,100

Key: 8370

Town of CHATHAM - Fiscal Year 2024

9/7/2023 9:38 am SEQ #: 8.700

LEGAL

LAND

DETACHED

BUILDING

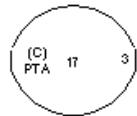
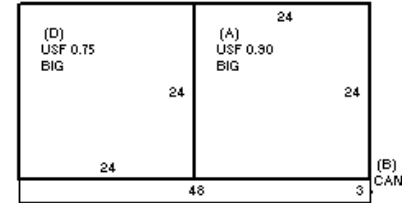
CURRENT OWNER		PARCEL ID	LOCATION			
SHAKIN JAMES & REGINA A 9 LIME ST BOSTON, MA 02108-1102		12A-16-L6	87 BATTLEFIELD RD			
TRANSFER HISTORY		DOS	T	SALE PRICE	BK-PG (Cert)	

CLASS	CLASS%	DESCRIPTION			BN ID	BN	CARD	
1010	100	SINGLE FAMILY				2	2 of 2	
PMT NO	PMT DT	TY	DESC	AMOUNT	INSP	BY	1st	%

CD	T	AC/SF/UN	Nbhd	Inf1	Inf2	ADJ BASE	SAF	Inf3	Lpi	VC	CREDIT AMT	ADJ VALUE
----	---	----------	------	------	------	----------	-----	------	-----	----	------------	-----------

TOTAL	ZONING	FRNT	ASSESSED	CURRENT	PREVIOUS
Nbhd	NOTE		LAND	445,000	
Inf1			BUILDING		
Inf2			DETACHED		
			OTHER		
			TOTAL		

TY	QUAL	COND	DIM/NOTE	YB	UNITS	ADJ PRICE	RCNLD
----	------	------	----------	----	-------	-----------	-------



BLDG COMMENTS
1F.BATH=4FIX

BUILDING	CD	ADJ	DESC	MEASURE	7/12/2013	SF
MODEL	1		RESIDENTIAL	LIST	7/12/2013	SF
STYLE	17	0.95	GAR/APT [100%]	REVIEW	1/12/2015	APK
QUALITY	G	1.55	GOOD [100%]			
FRAME	1	1.00	WOOD FRAME [100%]			

YEAR BLT	2012	SIZE ADJ	1.000	ELEMENT	CD	DESCRIPTION	ADJ	S	BAT	T	DESCRIPTION	UNITS	YB	ADJ PRICE	RCN	TOTAL RCN	494,433															
NET AREA	950	DETAIL ADJ	0.929	FOUNDATION	2	SLAB	0.95	+	BIG	N	BUILT-IN GARAGE	1,152		113.68	130,958																	
\$NLA(RCN)	\$520	OVERALL	1.000	EXT. COVER	1	WOOD SHINGLE	1.00	+	USF	L	UP-STRY FIN	950	2012	356.84	338,994																	
				ROOF SHAPE	1	GABLE	1.00	B	CAN	N	CANOPY	144		67.58	9,731																	
				ROOF COVER	1	ASPH/CMP SHIN	1.00	C	PTA	N	PATIO/STOOP	200		27.75	5,549																	
				FLOOR COVER	1	HARDWOOD	1.00		ODS	O	OUT DOOR SHWR-A	1		2,289.40	2,289																	
				INT. FINISH	2	DRYWALL	1.00																									
				HEATING/COOL	9	WARM/COOL AIR	1.03																									
				FUEL SOURCE	2	GAS	1.00																									
				<table border="1"> <tr> <th>CONDITION ELEM</th> <th>CD</th> </tr> <tr> <td>EXTERIOR</td> <td>A</td> </tr> <tr> <td>INTERIOR</td> <td>A</td> </tr> <tr> <td>KITCHEN</td> <td>A</td> </tr> <tr> <td>BATHS</td> <td>A</td> </tr> <tr> <td>HEAT</td> <td>A</td> </tr> <tr> <td>ELECT</td> <td>A</td> </tr> </table>														CONDITION ELEM	CD	EXTERIOR	A	INTERIOR	A	KITCHEN	A	BATHS	A	HEAT	A	ELECT	A	
CONDITION ELEM	CD																															
EXTERIOR	A																															
INTERIOR	A																															
KITCHEN	A																															
BATHS	A																															
HEAT	A																															
ELECT	A																															
				<table border="1"> <tr> <th>EFF.YR/AGE</th> <td colspan="2">2012 / 10</td> </tr> <tr> <td>COND</td> <td>10</td> <td>10 %</td> </tr> <tr> <td>FUNC</td> <td>0</td> <td></td> </tr> <tr> <td>ECON</td> <td>0</td> <td></td> </tr> <tr> <td>DEPR</td> <td>10</td> <td>% GD 90</td> </tr> </table>														EFF.YR/AGE	2012 / 10		COND	10	10 %	FUNC	0		ECON	0		DEPR	10	% GD 90
EFF.YR/AGE	2012 / 10																															
COND	10	10 %																														
FUNC	0																															
ECON	0																															
DEPR	10	% GD 90																														
				<table border="1"> <tr> <th>RCNLD</th> <td>\$445,000</td> </tr> </table>														RCNLD	\$445,000													
RCNLD	\$445,000																															
CAPACITY		UNITS	ADJ																													
STORIES		1.75	1.00																													
ROOMS		3	1.00																													
BEDROOMS		1	1.00																													
FULL BATHS		1	1.00																													
1/2 BATHS		1	1.00																													
FIXTURES		6	\$6,912																													
UNITS		1	1.00																													